

Setting up the COBI.wms Emulator

Requirements

- Android Studio
- COBI.wms APK file

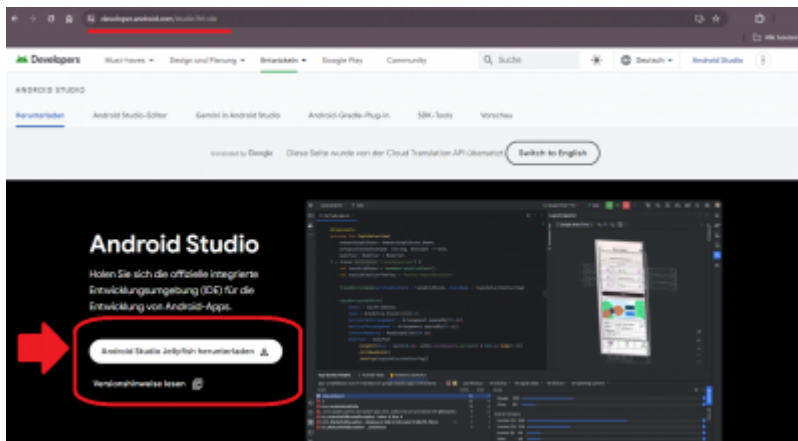
Step-by-step guide for installing the Android Studio Emulator, setting up a virtual machine and setting up the COBI.wms APK.

Step 1 Website

Visit the website [Android Studio](#)


Step 2 Download

Download the latest version of Android Studio.



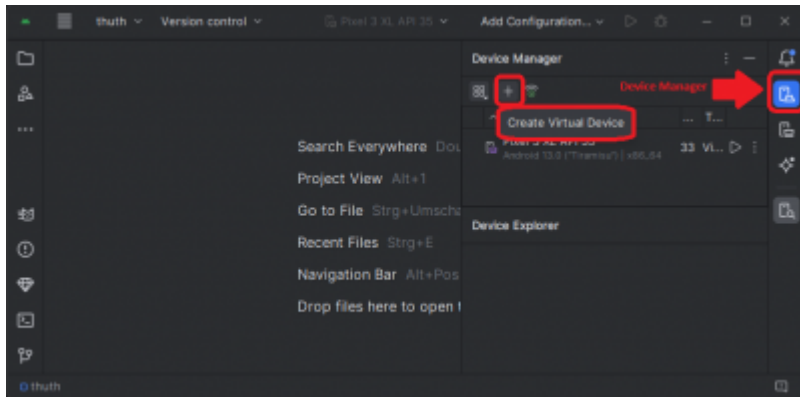
Step 3 Install

Install the downloaded .exe file.



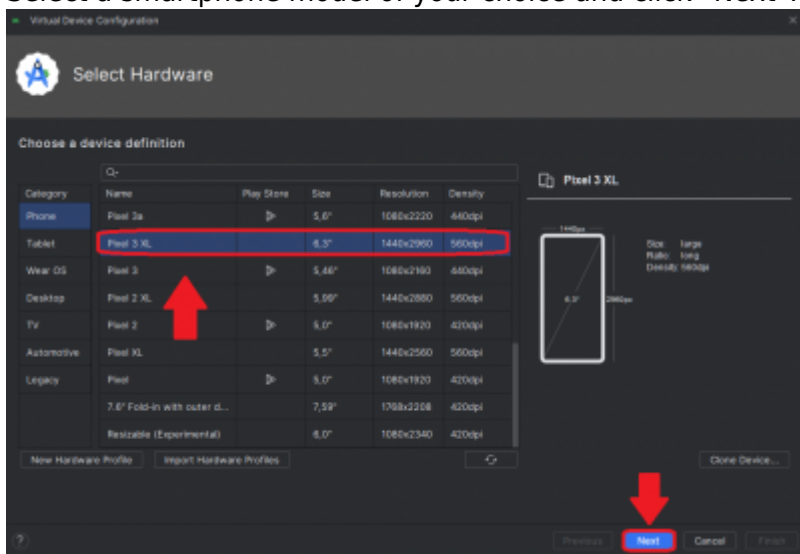
Step 4 Open

Open Android Studio and navigate to the “Device Manager” tab. Click the plus icon and select “Create Virtual Device”.



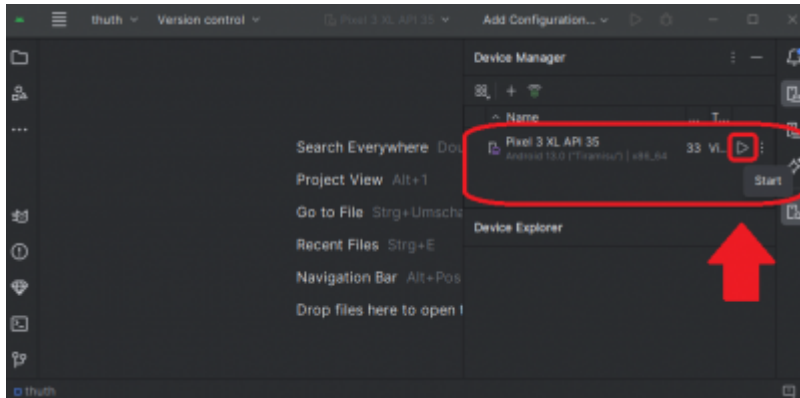
Step 5 Select

Select a smartphone model of your choice and click “Next”.



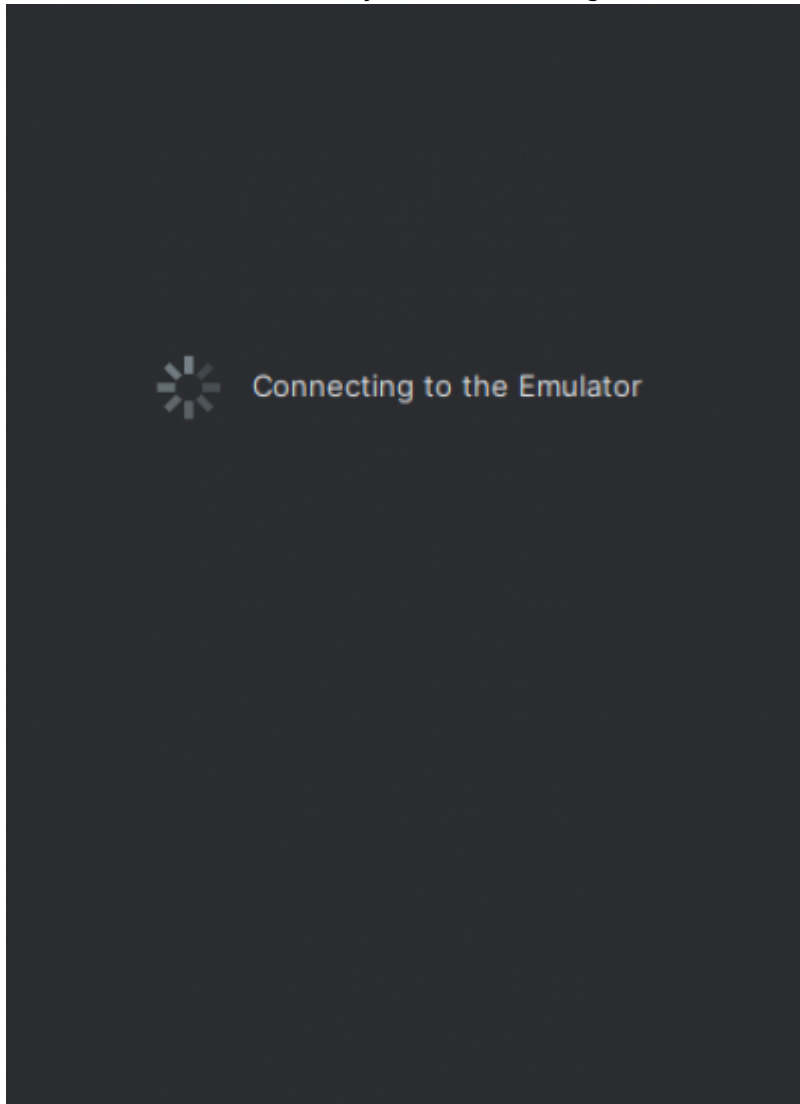
Step 6 Operating System

Select an operating system (we recommend Android 8.1 or higher).



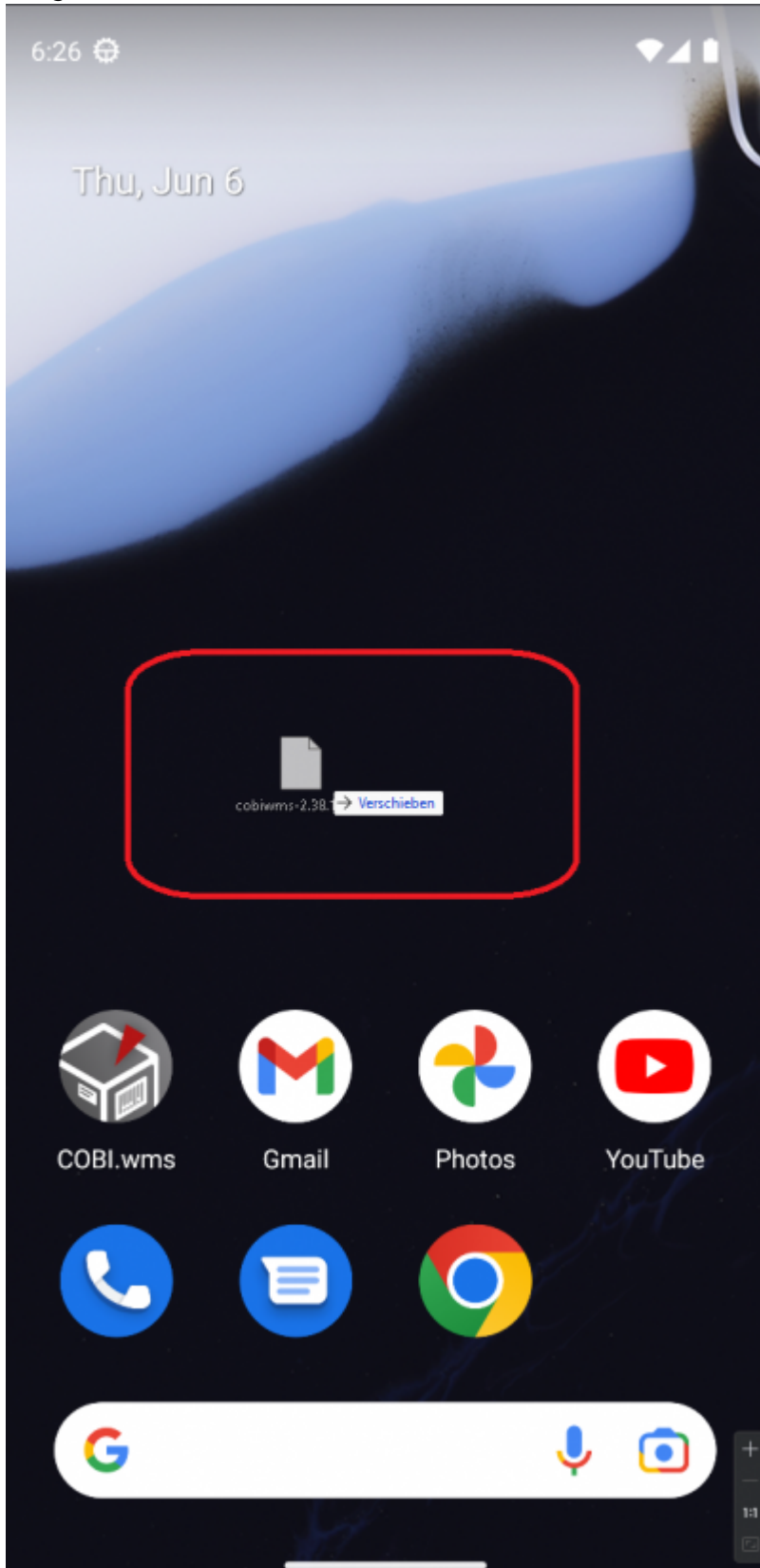
Step 9 First Time

Note that the first start may take a little longer.



Step 10 APK intsell

Drag the COBI.wms APK file into the virtual machine to automatically install the app.



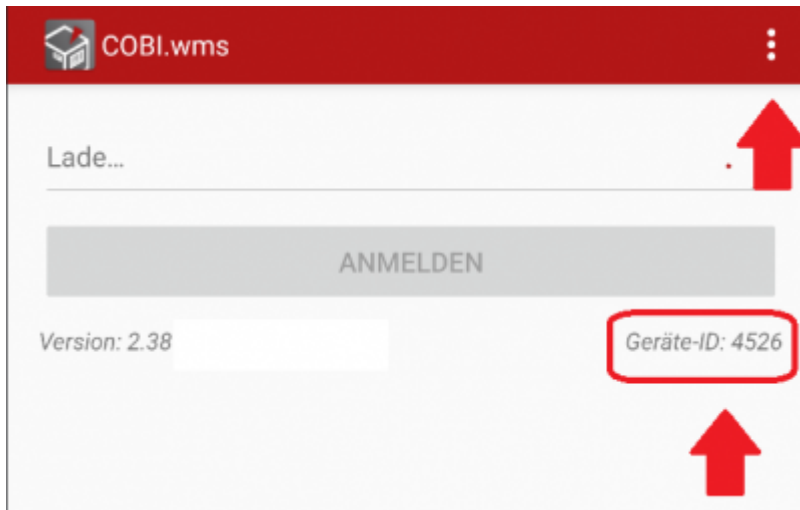
Step 11 Configure

Configure COBI.wms with the desired database configuration (On-Premise or Cloud). The diagram shows the On-Premise version.

The screenshot shows the 'Einstellungen' (Settings) interface with the 'MANAGEMENT-DB' tab selected. At the top, there are three tabs: 'MANAGEMENT-DB', 'MANDANTEN', and 'DEMO'. Below the tabs, there are two radio buttons: 'MS SQL' (selected) and 'HANA'. Three input fields are present, each with a red arrow pointing to the left, indicating they are required or highlighted. Below these are 'Optionale Felder:' (Optional Fields): 'Verschlüsselung:' (Encryption) set to 'off', 'DB-Portnummer' (DB Port Number), 'DB-User Windows Domäne' (DB-User Windows Domain), 'DB-Name', 'HANA Proxy Host', and 'HANA Proxy Port'. At the bottom is a 'VERBINDEN' (Connect) button.

Step 12 ID

The device ID must now be stored in the database with the license key.



From:
<https://docs.cobisoft.de/wiki/> - **COBISOFT Documentation**

Permanent link:
https://docs.cobisoft.de/wiki/cobi.wms/emulator_installieren

Last update: **2024/06/14 11:27**

